


VOLTAGE RANGE: 6.8 - 440 V
POWER: 1500Watts

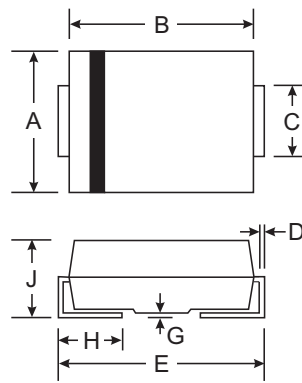
Features

- Glass Passivated Die Construction
- Uni- and Bi-Directional Versions Available
- Excellent Clamping Capability
- Fast Response Time
- Plastic Case Material has UL Flammability Classification Rating 94V-O



Mechanical Data

- Case :DO-214AB(SMC)
- Terminals : Solder plated , solderable per MIL-STD-750, method 2026
- Marking: Date Code and Marking Code See Page 2
- Weight: 0.21 grams (approximate)



SMC/DO-214AB		
Dim	Min	Max
A	5.59	6.22
B	6.60	7.11
C	2.75	3.18
D	0.15	0.31
E	7.75	8.13
G	0.10	0.20
H	0.76	1.52
J	2.00	2.62
All Dimensions in mm		

Maximum Ratings and Electrical Characteristics @ $T_A=25^{\circ}\text{C}$ unless otherwise specified

Characteristic	Symbol	Value	Unit
Peak Pulse Power Dissipation (Non repetitive current pulse derated above $T_A = 25^{\circ}\text{C}$) (Note 1)	P_{PK}	1500	W
Peak Forward Surge Current, 8.3ms Single Half Sine Wave Superimposed on Rated Load (JEDEC Method) (Notes 1, 2, & 3)	I_{FSM}	200	A
Steady State Power Dissipation @ $T_L = 75^{\circ}\text{C}$	$PM_{(AV)}$	5.0	W
Instantaneous Forward Voltage @ $I_{PP} = 100\text{A}$ (Notes 1 & 3)	V_F	See Note 5	V
Operating Temperature Range	T_j	-55 to +150	$^{\circ}\text{C}$
Storage Temperature Range	T_{STG}	-55 to +175	$^{\circ}\text{C}$

NOTES:1. Non-repetitive current pulse ,per Fig. 3 and derated above $T_A=25^{\circ}\text{C}$ per Fig. 1.

2. Thermal Resistance junction to Lead.

3. 8.3ms single half-wave duty cycle=4 pulses per minutes maximum (uni-directional units only).



TYPE		Marking		Reverse Stand-Off Voltage	Breakdown Voltage Min. @I _T	Breakdown Voltage Max. @ I _T	Test Current	Maximum Clamping Voltage @I _{PP}	Peak Pulse Current	Reverse Leakage @V _{RWM}
(UNI)	(BI)	(UNI)	(BI)	V _{RWM} (V)	V _{BR MIN} (V)	V _{BR MAX} (V)	I _T (mA)	V _C (V)	I _{PP} (A)	I _R (uA)
1.5SMCJ6.8	1.5SMCJ6.8C	6.8	6.8C	5.50	6.12	7.48	10	10.8	140.7	1000.0
1.5SMCJ6.8A	1.5SMCJ6.8CA	6.8A	6.8CA	5.80	6.45	7.14	10	10.5	144.8	1000.0
1.5SMCJ7.5	1.5SMCJ7.5C	7.5	7.5C	6.05	6.75	8.25	10	11.7	129.9	500.0
1.5SMCJ7.5A	1.5SMCJ7.5CA	7.5A	7.5CA	6.40	7.13	7.88	10	11.3	134.5	500.0
1.5SMCJ8.2	1.5SMCJ8.2C	8.2	8.2C	6.63	7.38	9.02	10	12.5	121.6	200.0
1.5SMCJ8.2A	1.5SMCJ8.2CA	8.2A	8.2CA	7.02	7.79	8.61	10	12.1	125.6	200.0
1.5SMCJ9.1	1.5SMCJ9.1C	9.1	9.1C	7.37	8.19	10.0	1.0	13.8	110.1	50.0
1.5SMCJ9.1A	1.5SMCJ9.1CA	9.1A	9.1CA	7.78	8.65	9.55	1.0	13.4	113.4	50.0
1.5SMCJ10	1.5SMCJ10C	10	10C	8.10	9.00	11.0	1.0	15.0	101.3	10.0
1.5SMCJ10A	1.5SMCJ10CA	10A	10CA	8.55	9.50	10.5	1.0	14.5	104.8	10.0
1.5SMCJ11	1.5SMCJ11C	11	11C	8.92	9.90	12.1	1.0	16.2	93.8	5.0
1.5SMCJ11A	1.5SMCJ11CA	11A	11CA	9.40	10.5	11.6	1.0	15.6	97.4	5.0
1.5SMCJ12	1.5SMCJ12C	12	12C	9.72	10.8	13.2	1.0	17.3	87.9	5.0
1.5SMCJ12A	1.5SMCJ12CA	12A	12CA	10.2	11.4	12.6	1.0	16.7	91.0	5.0
1.5SMCJ13	1.5SMCJ13C	13	13C	10.5	11.7	14.3	1.0	19.0	80.0	5.0
1.5SMCJ13A	1.5SMCJ13CA	13A	13CA	11.1	12.4	13.7	1.0	18.2	83.5	5.0
1.5SMCJ15	1.5SMCJ15C	15	15C	12.1	13.5	16.5	1.0	22.0	69.1	5.0
1.5SMCJ15A	1.5SMCJ15CA	15A	15CA	12.8	14.3	15.8	1.0	21.2	71.7	5.0
1.5SMCJ16	1.5SMCJ16C	16	16C	12.9	14.4	17.6	1.0	23.5	64.7	5.0
1.5SMCJ16A	1.5SMCJ16CA	16A	16CA	13.6	15.2	16.8	1.0	22.5	67.6	5.0
1.5SMCJ18	1.5SMCJ18C	18	18C	14.5	16.2	19.8	1.0	26.5	57.4	5.0
1.5SMCJ18A	1.5SMCJ18CA	18A	18CA	15.3	17.1	18.9	1.0	25.2	60.3	5.0
1.5SMCJ20	1.5SMCJ20C	20	20C	16.2	18.0	22.0	1.0	29.1	52.2	5.0
1.5SMCJ20A	1.5SMCJ20CA	20A	20CA	17.1	19.0	21.0	1.0	27.7	54.9	5.0
1.5SMCJ22	1.5SMCJ22C	22	22C	17.8	19.8	24.2	1.0	31.9	47.6	5.0
1.5SMCJ22A	1.5SMCJ22CA	22A	22CA	18.8	20.9	23.1	1.0	30.6	49.7	5.0
1.5SMCJ24	1.5SMCJ24C	24	24C	19.4	21.6	26.4	1.0	34.7	43.8	5.0
1.5SMCJ24A	1.5SMCJ24CA	24A	24CA	20.5	22.8	25.2	1.0	33.2	45.8	5.0
1.5SMCJ27	1.5SMCJ27C	27	27C	21.8	24.3	29.7	1.0	39.1	38.9	5.0
1.5SMCJ27A	1.5SMCJ27CA	27A	27CA	23.1	25.7	28.4	1.0	37.5	40.5	5.0
1.5SMCJ30	1.5SMCJ30C	30	30C	24.3	27.0	33.0	1.0	43.5	34.9	5.0
1.5SMCJ30A	1.5SMCJ30CA	30A	30CA	25.6	28.5	31.5	1.0	41.4	36.7	5.0
1.5SMCJ33	1.5SMCJ33C	33	33C	26.8	29.7	36.3	1.0	47.7	31.9	5.0
1.5SMCJ33A	1.5SMCJ33CA	33A	33CA	28.2	31.4	34.7	1.0	45.7	33.3	5.0
1.5SMCJ36	1.5SMCJ36C	36	36C	29.1	32.4	39.6	1.0	52.0	29.2	5.0
1.5SMCJ36A	1.5SMCJ36CA	36A	36CA	30.8	34.2	37.8	1.0	49.9	30.5	5.0
1.5SMCJ39	1.5SMCJ39C	39	39C	31.6	35.1	42.9	1.0	56.4	27.0	5.0
1.5SMCJ39A	1.5SMCJ39CA	39A	39CA	33.3	37.1	41.0	1.0	53.9	28.2	5.0
1.5SMCJ43	1.5SMCJ43C	43	43C	34.8	38.7	47.3	1.0	61.9	24.6	5.0
1.5SMCJ43A	1.5SMCJ43CA	43A	43CA	36.8	40.9	45.2	1.0	59.3	25.6	5.0
1.5SMCJ47	1.5SMCJ47C	47	47C	38.1	42.3	51.7	1.0	67.8	22.4	5.0
1.5SMCJ47A	1.5SMCJ47CA	47A	47CA	40.2	44.7	49.4	1.0	64.8	23.5	5.0
1.5SMCJ51	1.5SMCJ51C	51	51C	41.3	45.9	56.1	1.0	73.5	20.7	5.0
1.5SMCJ51A	1.5SMCJ51CA	51A	51CA	43.6	48.5	53.6	1.0	70.1	21.7	5.0
1.5SMCJ56	1.5SMCJ56C	56	56C	45.4	50.4	61.6	1.0	80.5	18.9	5.0
1.5SMCJ56A	1.5SMCJ56CA	56A	56CA	47.8	53.2	58.8	1.0	77.0	19.7	5.0



TYPE		Marking		Reverse Stand-Off Voltage	Breakdown Voltage Min. @I _T	Breakdown Voltage Max. @ I _T	Test Current	Maximum Clamping Voltage @I _{PP}	Peak Pulse Current	Reverse Leakage @V _{RWM}
(UNI)	(BI)	(UNI)	(BI)	V _{RWM} (V)	V _{BR MIN} (V)	V _{BR MAX} (V)	I _T (mA)	V _C (V)	I _{PP} (A)	I _R (uA)
1.5SMCJ62	1.5SMCJ62C	62	62C	50.2	55.8	68.2	1.0	89.0	17.1	5.0
1.5SMCJ62A	1.5SMCJ62CA	62A	62CA	53.0	58.9	65.1	1.0	85.0	17.9	5.0
1.5SMCJ68	1.5SMCJ68C	68	68C	55.1	61.2	74.8	1.0	98.0	13.5	5.0
1.5SMCJ68A	1.5SMCJ68CA	68A	68CA	58.1	64.6	71.4	1.0	92.0	16.5	5.0
1.5SMCJ75	1.5SMCJ75C	75	75C	60.7	67.5	82.5	1.0	108	14.1	5.0
1.5SMCJ75A	1.5SMCJ75CA	75A	75CA	64.1	71.3	78.8	1.0	103	14.8	5.0
1.5SMCJ82	1.5SMCJ82C	82	82C	66.4	73.8	90.2	1.0	118	12.9	5.0
1.5SMCJ82A	1.5SMCJ82CA	82A	82CA	70.1	77.9	86.1	1.0	113	13.5	5.0
1.5SMCJ91	1.5SMCJ91C	91	91C	73.7	81.9	100	1.0	131	11.6	5.0
1.5SMCJ91A	1.5SMCJ91CA	91A	91CA	77.8	86.5	95.5	1.0	125	12.2	5.0
1.5SMCJ100	1.5SMCJ100C	100	100C	81.0	90.0	110	1.0	144	10.6	5.0
1.5SMCJ100A	1.5SMCJ100CA	100A	100CA	85.5	95.0	105	1.0	137	11.1	5.0
1.5SMCJ110	1.5SMCJ110C	110	110C	89.2	99.0	121	1.0	158	9.6	5.0
1.5SMCJ110A	1.5SMCJ110CA	110A	110CA	94.0	105	116	1.0	152	10.0	5.0
1.5SMCJ120	1.5SMCJ120C	120	120C	97.2	108	132	1.0	173	8.7	5.0
1.5SMCJ120A	1.5SMCJ120CA	120A	120CA	102	114	126	1.0	165	9.2	5.0
1.5SMCJ130	1.5SMCJ130C	130	130C	105	117	143	1.0	187	8.1	5.0
1.5SMCJ130A	1.5SMCJ130CA	130A	130CA	111	124	137	1.0	179	8.5	5.0
1.5SMCJ150	1.5SMCJ150C	150	150C	121	135	165	1.0	215	7.1	5.0
1.5SMCJ150A	1.5SMCJ150CA	150A	150CA	128	143	158	1.0	207	7.3	5.0
1.5SMCJ160	1.5SMCJ160C	160	160C	130	144	176	1.0	230	6.6	5.0
1.5SMCJ160A	1.5SMCJ160CA	160A	160CA	136	152	168	1.0	219	6.9	5.0
1.5SMCJ170	1.5SMCJ170C	170	170C	138	153	187	1.0	244	6.2	5.0
1.5SMCJ170A	1.5SMCJ170CA	170A	170CA	145	162	179	1.0	234	6.5	5.0
1.5SMCJ180	1.5SMCJ180C	180	180C	146	162	198	1.0	258	5.9	5.0
1.5SMCJ180A	1.5SMCJ180CA	180A	180CA	154	171	189	1.0	246	6.2	5.0
1.5SMCJ200	1.5SMCJ200C	200	200C	162	180	220	1.0	287	5.3	5.0
1.5SMCJ200A	1.5SMCJ200CA	200A	200CA	171	190	210	1.0	274	5.5	5.0
1.5SMCJ220	1.5SMCJ220C	220	220C	175	198	242	1.0	344	4.4	5.0
1.5SMCJ220A	1.5SMCJ220CA	220A	220CA	185	209	231	1.0	328	4.6	5.0
1.5SMCJ250	1.5SMCJ250C	250	250C	202	225	275	1.0	360	4.2	5.0
1.5SMCJ250A	1.5SMCJ250CA	250A	250CA	214	237	263	1.0	344	4.4	5.0
1.5SMCJ300	1.5SMCJ300C	300	300C	243	270	330	1.0	430	3.5	5.0
1.5SMCJ300A	1.5SMCJ300CA	300A	300CA	256	285	315	1.0	414	3.7	5.0
1.5SMCJ350	1.5SMCJ350C	350	350C	284	315	385	1.0	504	3.0	5.0
1.5SMCJ350A	1.5SMCJ350CA	350A	350CA	300	333	368	1.0	482	3.2	5.0
1.5SMCJ400	1.5SMCJ400C	400	400C	324	360	440	1.0	574	2.6	5.0
1.5SMCJ400A	1.5SMCJ400CA	400A	400CA	342	380	420	1.0	548	2.8	5.0
1.5SMCJ440	1.5SMCJ440C	440	440C	356	396	484	1.0	631	2.4	5.0
1.5SMCJ440A	1.5SMCJ440CA	440A	440CA	376	418	462	1.0	600	2.5	5.0



Ratings and Characteristic Curves $T_A=25^\circ\text{C}$ unless otherwise noted

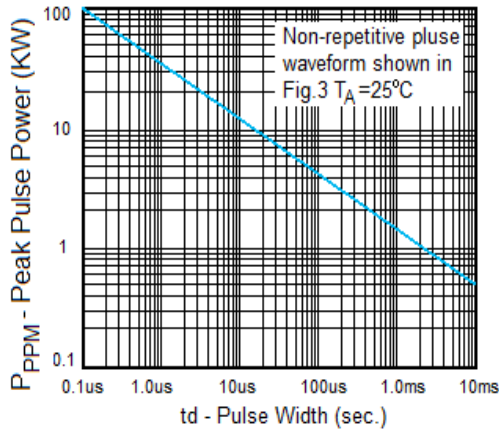


Fig. 1 Peak Pulse Power Rating

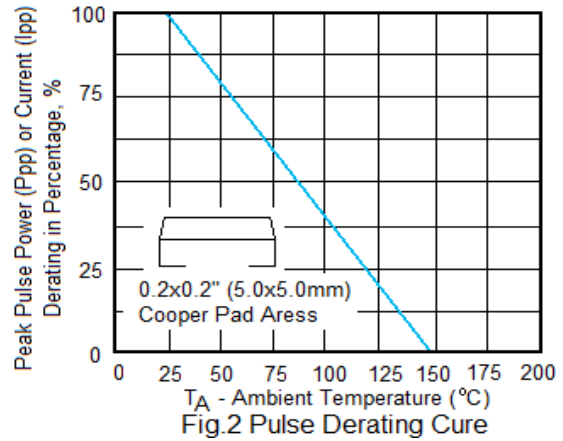


Fig. 2 Pulse Derating Curve

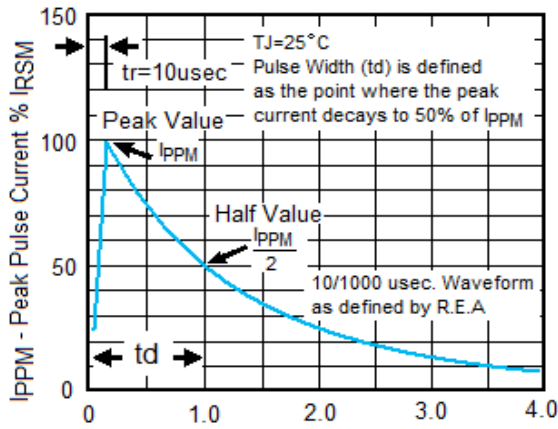


Fig. 3 Pulse Waveform

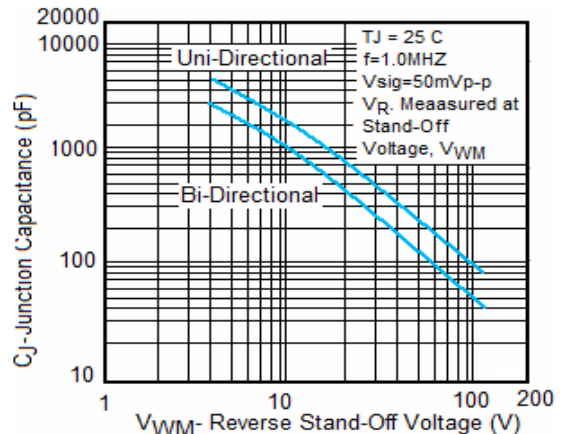


Fig. 4- Typical Junction Capacitance